

ELITE HARNESS

Single, pair and team.



Elite Harness

Sturdy and robust with wide bearing surfaces.

Why choose Elite?

Elite is popular for horses of sturdier proportions. It has heavier strapping and parts to suit larger animals. The wide load bearing surfaces of breastplate, girth, saddle and breeching are well suited to heavy carriages and extreme working conditions. It has the core strength to withstand the rigours of marathon and tough competition or working conditions.

The traces buckle into the breastplate in the traditional style. Popular for both commercial driving and driving trials.

Elite parts are interchangeable throughout the size range and combinations.

Average weight per standard single set:

- Cob 11.75kg
- Full 12.5kg
- Extra Full 13.5kg

Each Elite set is supplied in a sturdy leatherette harness bag with external pockets.

Sizes:

Cob, Full and Extra Full (sizes can be mixed).

Elite Standard Specifications

BRIDLE	Rolled Winker Stays with adjustable wire core. Hanging noseband, adjustable both sides. Strap widths 19mm (3/4").
BREASTPLATE	Width 100mm (4") with buckles for traces.
FALSE MARTINGALE	Padded. With snaps to girth. Width 25mm (1").
WITHER STRAP	Rein terrets are adjustable for position.
TRACES	Dee ends: Width 50mm (2").
SADDLE	Width: 125 mm (5").
SADDLE PADS	Detachable for individual positioning. Standard depth 45mm (1 3/4").
BREECHING	Double hip straps: Cob - 19mm (1/4") width. Full and Extra Full - 25mm (1").
BREECHING SEAT	Padding width 80mm (3 1/2").
REINS	Supplied as standard with Z-Grip reins (Other styles can be requested).
GIRTH	Shaped and padded with PVC waffle. Soft keepers. 32mm (1 1/4") buckles.
GIRTH STRAPS	32mm (1 1/4") width.
TUGS	Quick Release is standard on singles. Width 32mm (1 1/4").

A substantial harness for larger cobs and horses.

Combinations

Single, pair and team.

Key Features

- Quick release breeching straps, martingales and pole straps.
- Quick release tugs to suit all shaft styles.



ELITE SINGLE



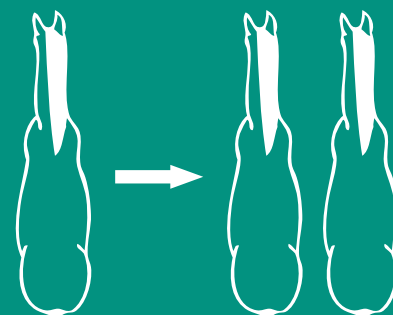
Elite Single

Complete Single Set

Cob 431131
 Full 431132
 Extra Full 431133

Components	Qty	Cob	Full	Extra Full
1 Headpiece	1	444056	444058	444060
2 Browband	1	432110	432111	432112
3 Throatlash	1	432186	432188	432190
4 Zilco Filigree Rosettes (Pair)	1	446842	446842	446843
5 Noseband	1	431412	431418	431419
6 Flash Converter & Strap	1	431406	431408	431410
7 Blinkers	1	431417	431421	431426
8 Z-Grip Single Reins	1	434005	434007	434007
9 Elite Single Breastplate	1	444186	444188	444189
10 Elite/ZGB Saddle	1	432847	432848	432849
11 Elite/ZGB Saddle Connecting Straps	1	433027	433028	433029
12 Quick Release Tugs 32mm (1 1/4")	1	444815	444815	444815
13 Elite/ZGB Girth	1	432406	432407	432408
14 Elite/ZGB False Martingale	1	431636	431638	431639
15 Elite/ZGB False Bellyband	1	432426	432427	432428
16 Elite/ZGB Complete Breeching	1	431806	431807	431808
17 Breeching Straps for Single harness	1	431810	431811	431811
18 Trace Carry Straps	1	445037	445039	445039
19 Elite Dee End Traces 50mm (2")	1	436205	436207	436208
20 Standard Crupper	1	444463	444467	444469
- Elite/ZGB Harness Bag	1	101006	101006	101006

Single to pair conversion



Extra parts required to convert 2 x Elite singles into one pair:

- 1 Set of Pair Reins
- 2 Elite Pair Breastplates
- 2 Pairs of Breeching Straps for Pair
- 2 Pairs of Loose Buckle Pieces
- 1 Set of Pole Straps



Fitted with optional Patent blinds. Photo: Šárka Veinhauerová

Unique Options for this harness



- Reins supplied are Z-Grip. Other rein choices available on request. (from page 71).
- Tilbury Tugs on request (page 96).



Option example: Clincher Browband

ELITE PAIR



Elite Pair

Complete Pair Set

Cob 431139

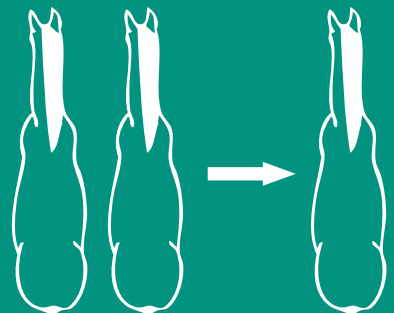
Full 431140

Extra Full 431141

Components

Components	Qty	Cob	Full	Extra Full
1 Headpiece	2	444056	444058	444060
2 Browband	2	432110	432111	432112
3 Throatlash	2	432186	432188	432190
4 Zilco Rosettes (Pair)	2	446842	446842	446843
5 Noseband	2	431412	431418	431419
6 Flash Converter & Strap	2	431406	431408	431410
7 Blinkers	2	431417	431421	431426
8 Z-Grip Pair Reins	1	434105	434107	434107
9 Elite Pair Breastplate	2	444948	444949	444950
10 Elite/ZGB Saddle	2	432847	432848	432849
11 Elite/ZGB Saddle Connecting Straps	2	433027	433028	433029
12 Elite/ZGB Girth	2	432406	432407	432408
13 Elite/ZGB False Martingale	2	431636	431638	431639
14 Elite/ZGB False Bellyband	2	432426	432427	432428
15 Loose Buckle Piece (Pair)	2	445078	445078	445078
16 Elite/ZGB Complete Breeching	2	431806	431807	431808
17 Breeching Straps for Pairs harness	2	445074	445075	445075
18 Trace Carry Straps	2	445037	445039	445039
19 Dee End Traces 50mm (2")	2	436205	436207	436208
20 Crupper	2	444463	444467	444469
21 Quick Release Pole Straps	1	432607	432607	432607
- Elite/ZGB Harness Bag	1	101006	101006	101006

Pair to single conversion



Extra parts required to convert one side of an Elite pair harness into one single:

1 Set of Single Reins


1 Elite Single Breastplate

1 Pair of Breeching Straps

1 Pair of 32mm (1 1/4") Quick Release Tugs



Unique Options for this harness



- S-Grip reins with sewn suede strip on the hand section (from page 73).
Pony - 445cm (14'7"): 434523
Cob - 472cm (15'6"): 434525
Full - 508cm (16'8"): 434527
- If breeching is not required, see page 104 for a choice of trace carrier options.
- Pole straps: page 108 for further choices.
- Reins supplied are Z-Grip, but other rein choices are available on request (from page 73).





Elite Team Leader

Complete Set

- Cob 431147
- Full 431148
- Extra Full 431149

Components	Qty	Cob	Full	Extra Full	Components	Qty	Cob	Full	Extra Full
1 Headpiece	4	444056	444058	444060	15 Elite/ZGB Girth	4	432406	432407	432408
2 Browband	4	432110	432111	432112	16 Elite/ZGB False Martingale	4	431636	431638	431639
3 Throatlash	4	432186	432188	432190	17 Elite/ZGB False Bellyband	4	432426	432427	432428
4 Zilco Rosettes (Pair)	4	446842	446842	446843	18 Loose Buckle Piece	2	445078	445078	445078
5 Noseband	4	431412	431418	431419	19 Elite/ZGB Complete Breeching	2	431806	431807	431808
6 Flash Converter & Strap	4	431406	431408	431410	20 Breeching Straps for Pairs harness	2	445074	445075	445075
7 Gullet Safety Strap	4	432180	432180	432180	21 Trace Carry Straps	2	445037	445039	445039
8 Blinkers	4	431417	431421	431426	22 Elastic Trace Carry Strap	2	432522	432522	432522
9 Z-Grip Pair Reins	1	434105	434107	434107	23 Elite Traces for wheelers 50mm (2")	2	436205	436207	436208
10 Z-Grip Team Leader Reins (fixed)	1	434305	434307	434307	24 Elite Traces for leaders 50mm (2")	2	436207	436208	436209
11 Elite Pair Breastplate	4	444948	444949	444950	25 Crupper	4	444463	444467	444469
12 Elite/ZGB Saddle	2	432847	432848	432849	26 Large Roger Rings	1	432535	432535	432535
13 Elite/ZGB Team Wheeler Saddle (figure 8)	2	432853	432854	432855	27 Quick Release Coupling Strap	1	432518	432518	432518
14 Elite/ZGB Saddle Connecting Straps	4	433027	433028	433029	28 Quick Release Pole Straps	1	432607	432607	432607
					- Elite/ZGB Harness Bag	4	101006	101006	101006



Elite Team Wheeler

Set comes complete with Leader and Wheeler components.

Unique Options for this harness

- Elite wheeler saddles are supplied as standard with figure 8 Terrets. However centre pedestal wheeler saddles can be requested.
- If wheeler breeching is not required, see page 104 & 105 for a choice of wheeler trace carriers.
- 'Leader Crupper: No buckles on dock, with dees so bungees can be connected to traces.
- Leader Bungees: Connects leader crupper dock to upward dee on trace.
- Bungee Anchor fittings can slide onto normal traces to connect bungees from crupper or girth (page 88).
- Pole straps: see page 108 for further choices.
- Reins supplied are Z-Grip, but other rein choices are available on request. (from page 74).
- Rein joiner to join leader and wheeler reins.

